



ACHIEVING HEALTH EQUITY FOR HISPANICS: THE ROLE OF ECONOMICS

Prof. Mónica García-Pérez, SCSU
2021 Economics of Health Equity Interest Group – 1st Workshop (ASHEcon)

LINNEAUS RACE GROUPS

Species	1	2	3	4	5
Americanus	Red, choleric and straight	Straight, black and thick hair; gaping nostrils; [freckled] face; beardless chin	Unyielding, cheerful, free	Paints himself in a maze of red lines	Governed by customary right
Europaeus	White, sanguine, muscular	Plenty of yellow hair; blue eyes	Light, wise, inventor	Protected by tight clothing	Governed by rites
Asiaticus	Sallow, melancholic, stiff	Blackish hair, dark eyes	Stern, haughty, greedy	Protected by loose garments	Governed by opinions
Africanus	Black, phlegmatic, lazy	Dark hair, with many twisting braids; silky skin; flat nose; swollen lips; Women [with] elongated labia; breasts lactating profusely.	Sly, sluggish, neglectful	Anoints himself with fat	Governed by choice [caprice]

Source: Barr (2019)

STARTING WITH THE NUMBERS

- Death rate among Hispanics is **24% lower than White non-Hispanics – Life expectancy of 78.8** years in 2020.

But,

- **50% more likely** to die from diabetes complications or liver disease.
- Hispanics are **63% more likely** to be diagnosed with Diabetes, and 2.5 times the chance of undiagnosed diabetes (National Diabetes Statistics Report, 2017).
- Hispanics are **34% more likely** to develop diabetes-related renal disease, and **33% more likely** to die from other diabetes-related diseases.
- Hispanics prevalence of chronic kidney disease and cirrhosis is higher than whites (**14.8% versus 10%**)
- Liver, kidney diseases, or diabetes leads to further complications and acute conditions that are either addressed too late or undiagnosed.

COMMUNITIES

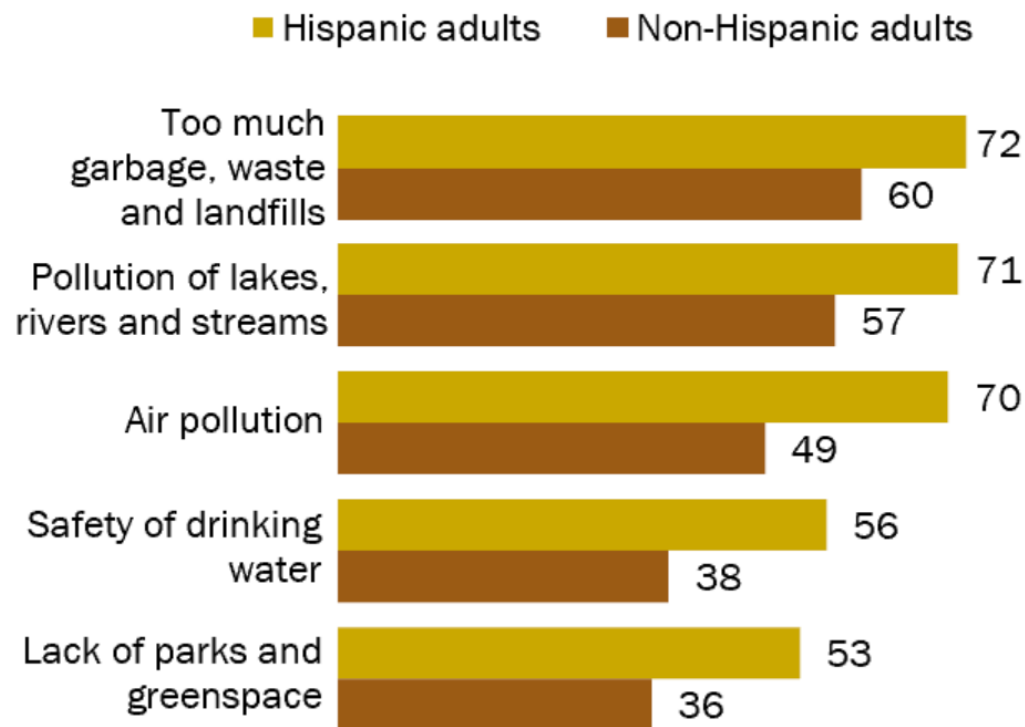
Biggest gaps:

Air pollution (70% vs. 49%)

Safety of drinking water (56% vs. 38%).

Hispanics see more environmental problems in their communities than non-Hispanics

% who say _____ is a very big or moderately big problem in their local community



Note: Shares of respondents saying each issue is not a problem or who did not offer an answer not shown. Hispanics are of any race. Source: Survey of U.S. adults conducted April 20-29, 2021.

THEN, COVID-19 ARRIVED : CHRONICLE OF A DEATH FORETOLD

- ❖ Sept. 19, 2021 CDC: Latinos are 2.3 more likely to die due to COVID19-related complications (second group with highest level after American-Indians – 2.4).
- ❖ In 2020, Hispanics are more likely to live in enclosed/smaller quarters with multifamily and multigenerational groups than other groups.
- ❖ In 2020, large proportion of immigrants are Latinos without access to healthcare insurance and services due to federal and state-level eligibility limitations.
- ❖ Hispanic life expectancy showed the highest reduction (3.03 years, 30%) in 2020. 90% of the decline in life expectancy due to COVID-19.

HEALTH EQUITY: EVERYONE'S FAIR AND JUST OPPORTUNITY TO BE AS HEALTHY AS POSSIBLE.

MEASURE: HEALTH DISPARITIES



DISCRIMINATION:
REALLOCATION OF
POPULATIONS TO
MORE POLLUTED
AREAS OR DESERTIC
AREAS.



ACCESS AND USE OF
HEALTHCARE



LABOR MARKET CONDITIONS:
OCCUPATION, WORKPLACE
RISKS. LATINO, ARE MORE
LIKELY TO BE IN THE LABOR
FORCE, YET CONCENTRATED IN
LOW-WAGE RISKY JOBS
(STEPLER AND BROWN, 2016).



EDUCATION, INCOME AND
WEALTH: THE AVERAGE
HISPANIC FAMILY HAS SIX
TIMES LESS WEALTH THAN A
TYPICAL WHITE FAMILY
(ASANTE-MUHAMMAD ET AL.,
2016).



HOUSING,
OWNERSHIP/RENTAL,
CONDITIONS AND TYPE.

OVERALL REMARKS

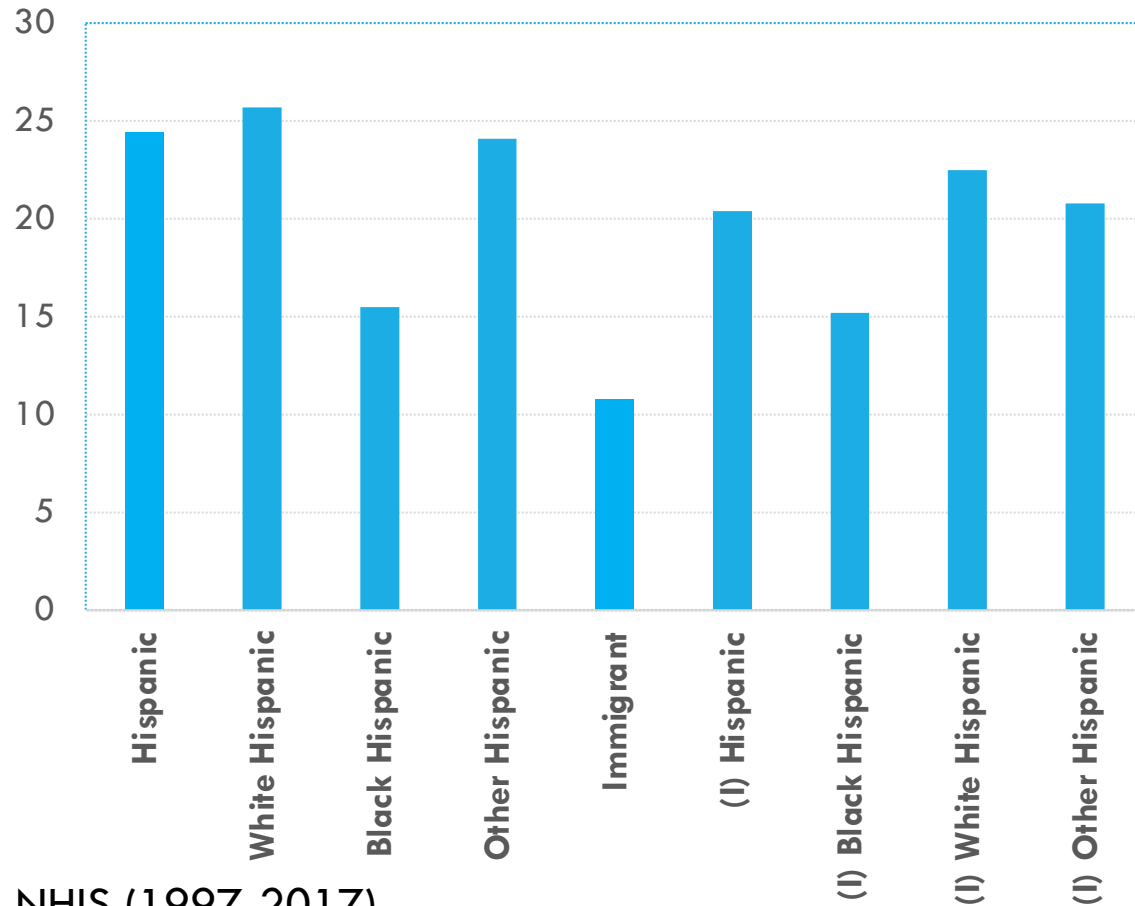
- With a **higher life expectancy**, but also a **higher rate of underlining chronic conditions**, places them in an unsecured position before, during, and after retirement.
- The higher rate of chronic disease among Hispanics has also made them **more sensitive** to other threats like the current COVID-19 pandemic.
- The lack of **health and social safety nets**, and the lack of access to **jobs that provide health benefits**, need to be highlighted as a source of economic inequality, with **health shocks being considered a source of wealth inequality and disparities in the economy.**

MIXED CONCEPTIONS:

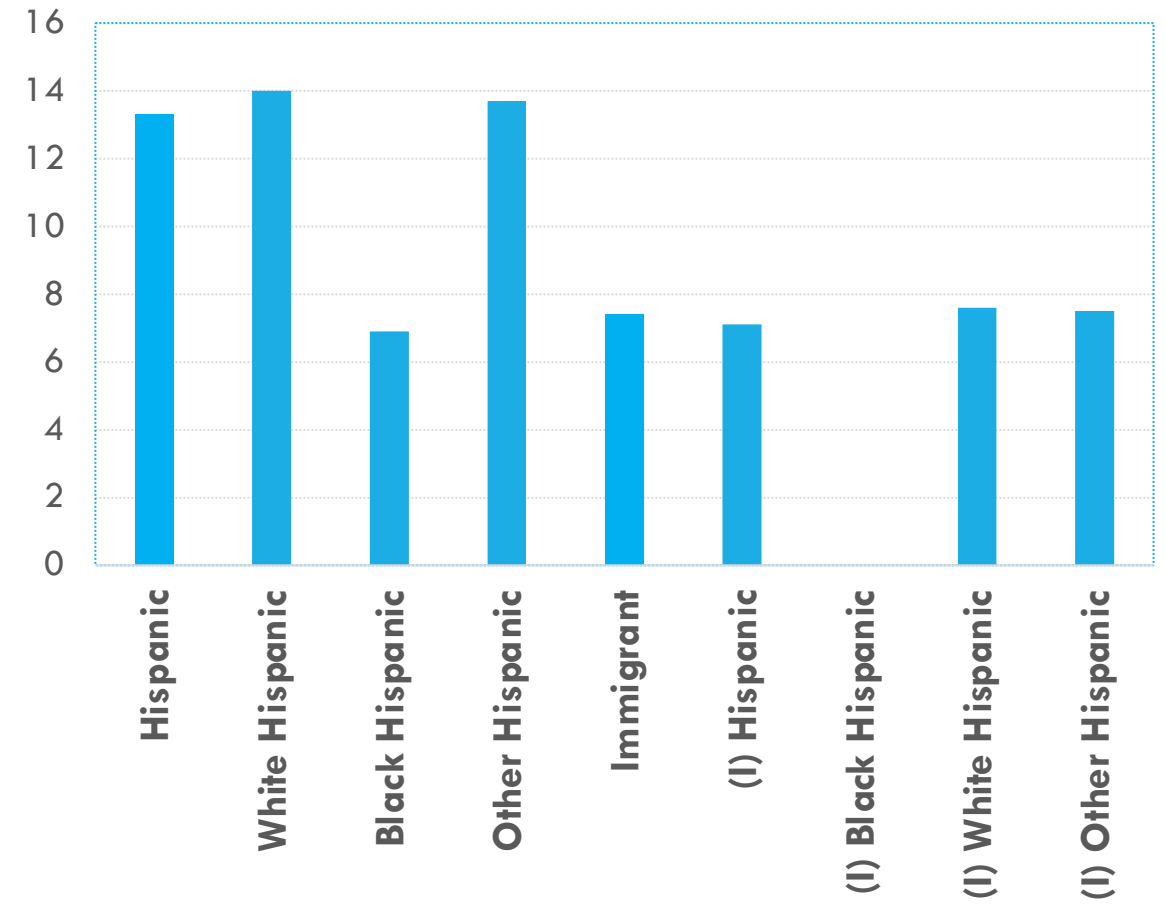
- 1. Hispanics primarily language is Spanish:** Yes, one-third have limited English proficiency, but it depends on the generation.
- 2. Hispanics homogeneity:** Diversity in race and place of birth. Diversity in place of birth.
- 3. Hispanics are generally born abroad:** It depends on the groups and generations. Younger Hispanics are likely to be born in the US, more historical migrant groups are likely to be Hispanic-Americans.

DELAY OF CARE DUE TO LACK/REDUCED ACCESS TO CARE

No Insurance Coverage

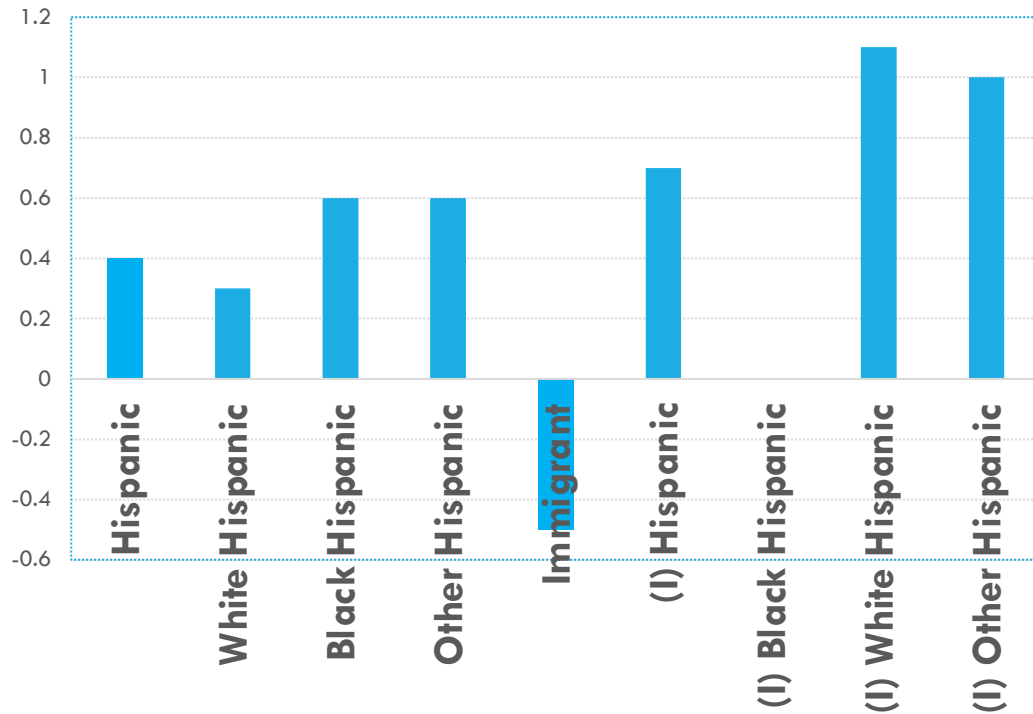


No Usual Place of Care

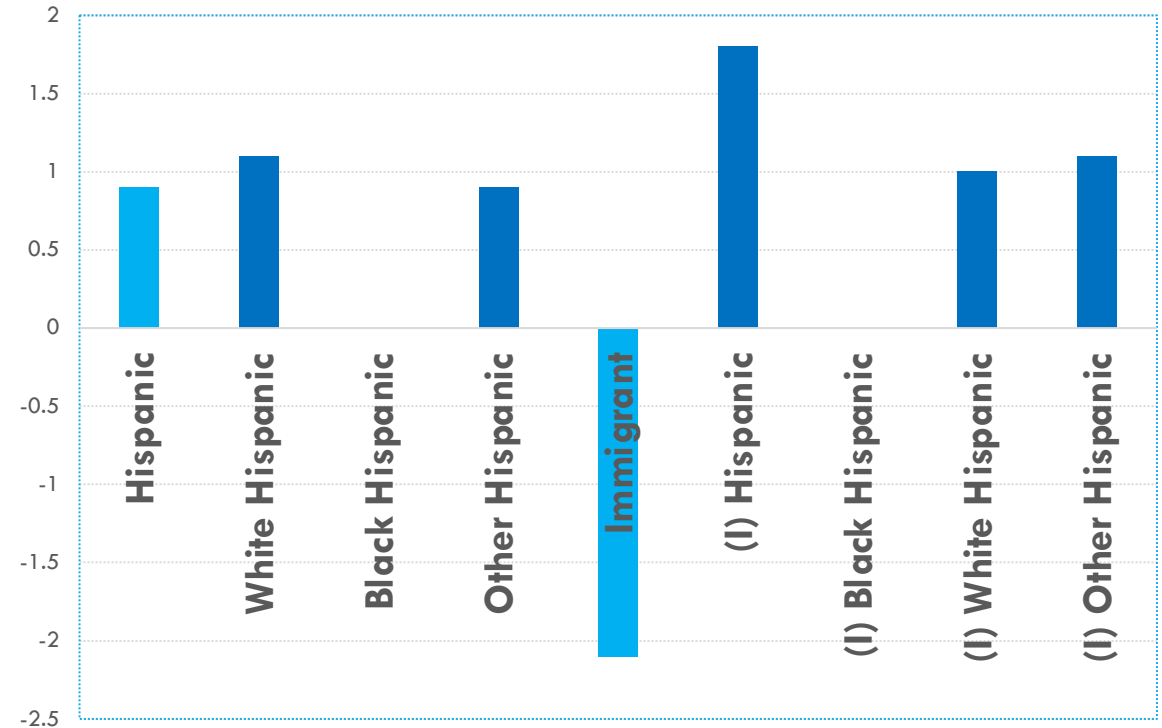


PREVALENCE RATES ON CHRONIC CONDITIONS: DIFFERENCES BETWEEN HISPANIC GROUPS AND NON- HISPANIC WHITES

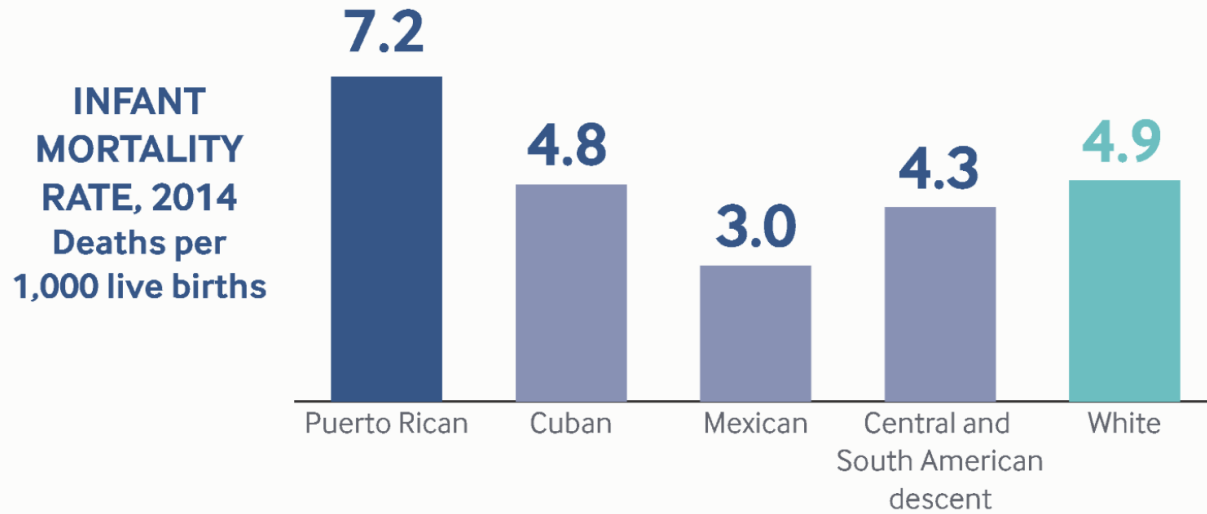
Kidney Failure



Diabetes

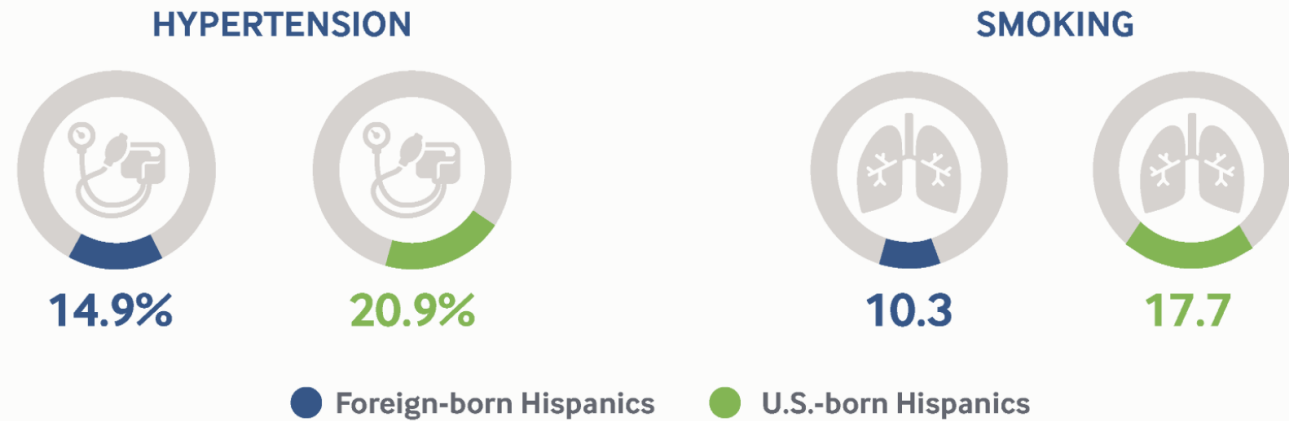


RELEVANT DIFFERENCES IN OUTCOMES



Source: U.S. Department of Health and Human Services, Office of Minority Health

Health and health behaviors are generally worse among Hispanics born in the U.S. compared with those born in other countries.



Source: Centers for Disease Control and Prevention, 2015.

DATA NEEDS/LIMITATIONS

1. Race/Hispanic intersection. Issue of sample sizes.
2. Immigration/Hispanic intersection. Issue of sample sizes.
3. Income/wealth data connected to health outcomes and utilization: sample size and consistency.
4. Intra-household and inter-generational information connecting access to healthcare resources and utilization.